



*Designer Planters
Enhance Any Space*

FULLER

Architectural Panels

Designer Planters.
Artistic Pathway Lighting Sleeves.



22"x22"x22" and 32"x60"x11.5"
Pattern: FP549

2009 Fairview Road #6731
Raleigh, North Carolina 27628
www.fullerap.com
919/720-4252

PLANTERS

32"x60"x11.5"

22"x22"x22"

32"x31"x11.5"

47"x22"x22"

32"x60"x32"

PATHWAY LIGHT SLEEVES

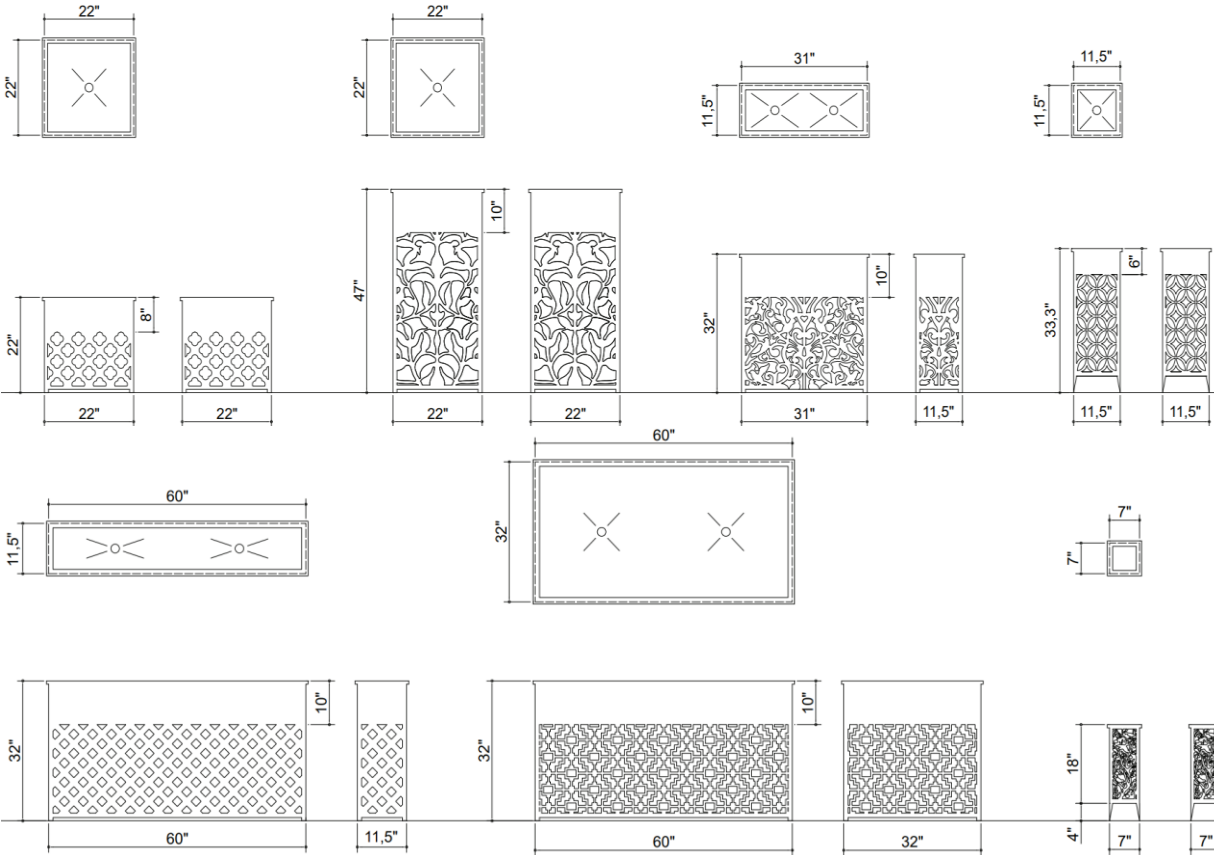
24"x7"x7"

32"x11.5"x11.5"



Planter Features

- (5) Standard Sizes
- (80) Standard Designs
- Available in Black or White PVC
- PVC is Paint Grade with an Approved Primer Such as PPG BREAK-THROUGH®
- All Patterns and Sizes are Customizable
- Optional Frosted Acrylic Panels Available for Backlighting Specifications
- All Milling Options Available
- PVC Does Not Rot or Rust
- Quick and Easy to Assemble
- Assembly Straps Included
- Internal Self Draining Shelf Included
- Lightly Pressure Wash To Clean
- Designs and Dimensions Subject To Change Without Notice



Standard Sizes (HxWxD)

- 32" x 60" x 32"
- 32" x 60" x 11.5"
- 32" x 31" x 11.5"
- 47" x 22" x 22"
- 22" x 22" x 22"

- 1" Material
- 1" Material
- 1" Material
- 3/4" Material
- 3/4" Material

Optional

- Factory Assembled

MSRP

Call For Pricing

Call For Pricing

Anything Is Possible

Custom designs and logos can be integrated into any of the panels.

Planters are shipped unassembled therefore allowing for simple on-site finishing.

Low voltage lighting of your choice can be placed inside the planter for added nighttime illumination.

Optional factory assembly is available.

Painting and Lighting By Others



32"x60"x32"
Pattern: FP44



Lighting By Others



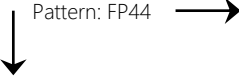
32"x60"x32"
Pattern: FP444



32"x60"x32"
Pattern: FP44

Designer Planter By Day *Artistic Pathway Light By Night*

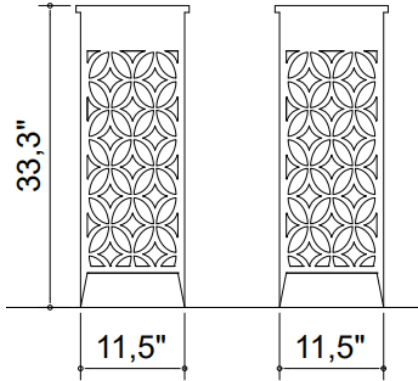
The planters are designed to slip over your path lighting which provides users the opportunity to add more color during the day and enhanced path lighting in the evening. The planters are designed with spikes on the base that hold the planter in position.



Standard Size (HxWxD)

- 33.3"X11.5"X11.5" 3/4" Material
- MOQ: 2 Units
- Includes Internal Planting Shelf

MSRP
Call For Pricing



FULLER Architectural Panels
2009 Fairview Road #6731
Raleigh, North Carolina 27628
www.fullerap.com
919/720-4252

Imagine The Possibilities

Pathway lighting is taken to another level with the addition of our Designer Sleeve Series. Buyers can select any of our (80) standard designs or work with us to develop your own unique design.

The artistic panels are designed to slip over new or existing pathway lighting and by doing so produces a beautiful and unique lighting effect.

Imagine your Company logo or favorite sports team glowing down your pathway.

The sleeves ship flat and are then folded into a square where supplied fasteners and internal splines secure all corners.

Sleeve Features

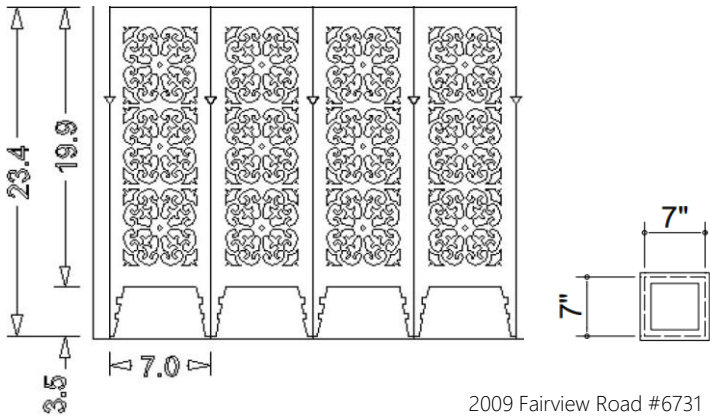
- (2) Standard Sizes
- (80) Standard Designs
- Available in Black or White PVC
- PVC is Paint Grade
- All Patterns are Customizable
- PVC Does Not Rot or Rust
- Quick and Easy to Assemble With Supplied Fasteners

Standard Size (HxWxD)



- 23.4"x7"x7"
- 1/4" Material
- 24 Units

MSRP

Call For Pricing



Pattern: FP491 →



2009 Fairview Road #6731
Raleigh, North Carolina 27628
www.fullerap.com
919/720-4252

